

**¿Cómo es?**

At school you see many different types of people. Describe each person you see in the picture by writing the appropriate adjective on the corresponding blank.



### Un juego de descripción

Each picture below represents a personality trait. Unscramble the word to identify each trait. Write down the trait, and then circle the picture that corresponds to the unscrambled word.



ísiattcar \_\_\_\_\_



rvoidate \_\_\_\_\_



ddonaesdreo \_\_\_\_\_



jadartobaar \_\_\_\_\_



iacoarsg \_\_\_\_\_



zeerosap \_\_\_\_\_



vesrdoaer \_\_\_\_\_



utoiesdas \_\_\_\_\_

**¿Cómo eres?**

Tito is interviewing Jorge and Ana, two new students from Costa Rica. Tito's questions are written below, but most of Jorge's and Ana's answers are missing. Complete their answers, using the model to help you.

**Modelo** TITO: Ana, ¿eres perezosa?

ANA: No, no soy perezosa \_\_\_\_\_.

1. TITO: Jorge, ¿eres talentoso?

JORGE: Sí, \_\_\_\_\_.

2. TITO: Ana, ¿eres estudiosa?

ANA: Sí, \_\_\_\_\_.

3. TITO: Jorge, ¿eres desordenado?

JORGE: No, \_\_\_\_\_.

4. TITO: Ana, ¿eres deportista?

ANA: No, \_\_\_\_\_.

5. TITO: Jorge, ¿eres sociable?

JORGE: Sí, \_\_\_\_\_.

6. TITO: Ana, ¿eres paciente?

ANA: No, \_\_\_\_\_.

7. TITO: Jorge, ¿eres inteligente?

JORGE: Sí, \_\_\_\_\_.

8. TITO: Ana, ¿eres artística?

ANA: No, \_\_\_\_\_.



### ¿Qué les gusta?

Based on what each person likes to do, write a description of him or her. Follow the model.

**Modelo** A Roberto le gusta esquiar.

*Roberto es atrevido.* \_\_\_\_\_

1. A Esteban le gusta tocar la guitarra.

\_\_\_\_\_

2. A Pedro le gusta hablar por teléfono.

\_\_\_\_\_

3. A Claudia le gusta practicar deportes.

\_\_\_\_\_

4. A Teresa le gusta estudiar.

\_\_\_\_\_

5. A Luz no le gusta trabajar.

\_\_\_\_\_

6. A Manuela le gusta ir a la escuela.

\_\_\_\_\_

7. A Carmen le gusta pasar tiempo con amigos.

\_\_\_\_\_

8. A Lucía le gusta dibujar.

\_\_\_\_\_

**Me gusta . . .**

Some new exchange students at your school are introducing themselves. Using the model as a guide, fill in the blanks in their statements with the actions and adjectives suggested by the pictures. Do not forget to use the correct (masculine or feminine) form of the adjective.

**Modelo**



A mí me gusta leer \_\_\_\_\_.

Yo soy inteligente \_\_\_\_\_.

1.



A mí \_\_\_\_\_.

Yo \_\_\_\_\_.

2.



A mí \_\_\_\_\_.

Yo \_\_\_\_\_.

3.



A mí \_\_\_\_\_.

Yo \_\_\_\_\_.

4.



A mí \_\_\_\_\_.

Yo \_\_\_\_\_.

5.



A mí \_\_\_\_\_.

Yo \_\_\_\_\_.

6.



A mí \_\_\_\_\_.

Yo \_\_\_\_\_.



### ¿Un o una?

**A.** Look at the drawings below and decide if they represent masculine or feminine words. Then, label the item in the space provided. Don't forget to use the appropriate indefinite article (**un** or **una**).


**Modelo**



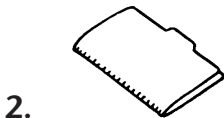
un profesor




\_\_\_\_\_



\_\_\_\_\_



\_\_\_\_\_



\_\_\_\_\_



\_\_\_\_\_



\_\_\_\_\_

**B.** Now, look at the drawings below and describe each person. Make sure to use all the words from the word bank. Don't forget to use the correct definite article (**el** or **la**) and to make the adjectives agree with the nouns.

estudiante   familia   chico   chica   profesor   profesora

**Modelo**



La estudiante

es trabajadora.



\_\_\_\_\_  
\_\_\_\_\_



\_\_\_\_\_  
\_\_\_\_\_



\_\_\_\_\_  
\_\_\_\_\_



\_\_\_\_\_  
\_\_\_\_\_



\_\_\_\_\_  
\_\_\_\_\_



\_\_\_\_\_  
\_\_\_\_\_

### Oraciones completas


Choose sentence parts from each of the word banks below, then put them in the correct order to form complete sentences. Follow the model.

<p><b>Subjects:</b></p> <p>Marta                      Yo          El Sr. Brown              Rolando          La Srta. Moley            Tú</p>	<p><b>Verbs:</b></p> <p>es            soy            eres</p>
<p><b>Indefinite articles + nouns:</b></p> <p>un estudiante              una estudiante          un chico                    un profesor          una chica                    una profesora</p>	<p><b>Adjectives:</b></p> <p>reservado(a)              deportista          inteligente                estudioso(a)          perezoso(a)                bueno(a)</p>

**Modelo** *Yo soy un chico estudioso.*

1. \_\_\_\_\_
2. \_\_\_\_\_
3. \_\_\_\_\_
4. \_\_\_\_\_
5. \_\_\_\_\_
6. \_\_\_\_\_
7. \_\_\_\_\_
8. \_\_\_\_\_
9. \_\_\_\_\_
10. \_\_\_\_\_

**Repaso**



Down \_\_\_\_\_

1. según mi \_\_\_\_
2. no paciente
3. no ordenado
5. Un chico/una chica que practica deportes es \_\_\_\_.
6. *I like:* "Me \_\_\_\_."

Across \_\_\_\_\_



8. \_\_\_\_\_
11. No es trabajador. Es \_\_\_\_.



13. \_\_\_\_\_



15. \_\_\_\_\_

16. Le gusta pasar tiempo con amigos. Es \_\_\_\_.

18. ¿Cómo \_\_\_\_? Soy sociable.



4. \_\_\_\_\_
7. *nice, friendly*
9. no es malo, es \_\_\_\_
10. ¿\_\_\_\_ se llama?



17. \_\_\_\_\_



19. \_\_\_\_\_



20. \_\_\_\_\_



12. \_\_\_\_\_



14. \_\_\_\_\_





## Organizer

### I. Vocabulary

Words that describe me

Words that may describe others

---

---

---

---

---

---

---

---

---

---

---

---

---

---

Words to ask what someone is like

Words to tell what I am like

---

---

---

---

---

---

---

---

---

---

### II. Grammar

1. Most feminine adjectives end with the letter \_\_\_\_\_. Most masculine adjectives end with the letter \_\_\_\_\_.
2. Adjectives that can be either masculine or feminine may end with the letters \_\_\_\_\_ (as in the word \_\_\_\_\_) or the letter \_\_\_\_\_ (as in the word \_\_\_\_\_).
3. The two singular definite articles are \_\_\_\_\_ and \_\_\_\_\_.  
The two singular indefinite articles are \_\_\_\_\_ and \_\_\_\_\_.
4. In Spanish, adjectives come (before/after) the nouns they describe.